


CERVICAL CANCER AWARENESS MONTH




January is Cervical Cancer Awareness Month – an entire month dedicated to raising awareness about cervical cancer and encourage women to get screened.

NEWSLETTER

Compiled by: Cerba Lancet Kenya



Over 80% of men and women are infected at some time in their sexual life.



HPV & CERVICAL CANCER

The persistence of the infection caused by one or several of the so-called high-risk Human Papillomavirus (HPVHR), namely the HPV: 18, 31, 33, 35, 39, 45, 51, 52, 56, 58, 59, 66 and 68), associated with behavioral or host-related cofactors, is necessary for CC to develop.

These small naked DNA viruses are very resistant and very contagious. The infection is usually quickly self-limiting, but the persistence of high-risk HPV within the epithelium, particularly HPV16, is responsible for a course leading to cervical cancer, but also other ENT cancer those of the ano-genital tract. HPV 16 and HPV 18 alone are responsible for 80% of CCs and 60% of pre-cancerous lesions in France.

DID YOU KNOW?

According to the World Health Organization (WHO), it is estimated that there are over 500,000 new cases of cervical cancer (CCU) per year worldwide, and over 300 000 deaths. It is one of the major causes of cancer mortality in women in developing countries.

How are we Doing?

We value your opinion and would love to hear about your experience.
 Do you have 2 minutes?

Let's Get Started

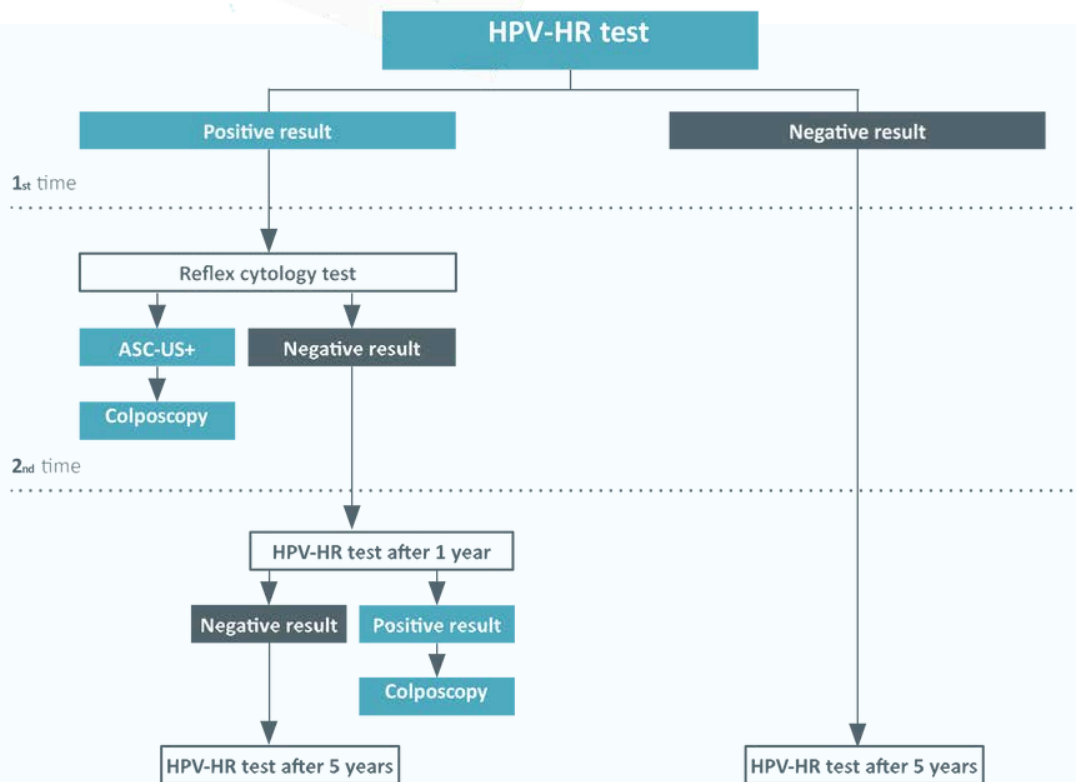
Scan our QRcode



22 Fife Ave cnr Blakiston St | Avenues | Harare
 Email: enquiries@cerbalancetafrica.com
 Tel: +263 8677006365 or +263 772 143130



ISO 15189:2012 ACCREDITED LABORATORY



- The vaginal self-swab is validated for screening for HPVHR provided that the test is performed using a PCR technique. It is recommended as an alternative for extending screening to women who are not screened or not frequently screened. It does not allow a cytological examination to be performed on the same sample.
- Screening of urine is not recommended while assessment of its performance is pending. In addition the HPV test is now recommended in the post-therapeutic monitoring of pre-cancerous lesions of the cervix.

References: (CNIB, September 2019, <https://www.e-cancer.fr/Expertises-et-publications/Catalogue-des-publications/Synthese-Surveillance-post-therapeutique-des-lesions-precancereuses-du-col-de-l-uterus>)

HPV Tests	Media Required	Cytology media accepted
HPV test secondary to ASCUS cytology, performed on the cytology sample or on a dedicated sample	- Cytology media ThinPrep (Hologic), Surepath(BD)	- EasyFix (WWR), - CytAll (Alphapath), - Novaprep (Novacyt)
HPV secondary to ASCUS cytology, performed on the cytology sample or on a dedicated sample	-Dedicated transport medium Cobas PCR cell (Roche)	
HPV test in post-treatment monitoring		
HPV primary screening test with secondary cytological examination	Uterine cervical smear preserved in Thinprep medium (Hologic)	
HPV primary screening test without secondary cytological examination	Uterine cervical smear preserved in dedicated transport medium Cobas PCR Cell Collection medium (Roche)	
HPV control test after 1 year (without secondary)	Uterine cervical smear preserved in dedicated transport medium Cobas PCR Cell Collection medium (Roche)	
HPV test on vaginal self swab	Cytobrush or vaginal swab in dedicated transport medium Cobas PCR Cell Collection medium (Roche) Contact us to find out about other possible sampling methods.	